



Motorised guillotine shear

00731352

Motorised sheet shears - JBS 1250/3,0 M

HM JBS motorised guillotine shears with motorized back gauge HM MACHINERY proudly presents the popular JBS shears in a new modern design.

The new JBS shears are developed with focus on design, quality, functionality and ergonomics.

Design: New round shape with soft corners - timeless and modern
Quality: Manufactured from the best materials and components - at our production in Poland.




Functionality: RTO patented feature which automatically direct cut pieces below 400mm of length out at the front to the operator.

Ergonomics: The cut-piece falls into a tray which is placed ergonomically correct for the operator and allows the operator to keep gloves on and remove the cut-piece without having to bend all the way to the floor.

Service: New developed knife gap adjustment for easy adjustment from the front of the shear when replacing knives.

JBS shears are as standard equipped with:

- Return to operator feature • Cut counter
- Motorized back gauge fully adjustable from the front
- Mirror illumination of the cutting line by LED light
- Table extensions of 600 mm (2 pcs.)



- Double eccentric drive on cutter bar

- Self-lubricating guide-ways
-

- Low knife angle and burr free cutting

- Rubber coated sheet hold-down

- Single or multi-cutting option for better efficiency

- Moveable foot pedal with emergency stop

Product specification

Capacity (mm)	1275 x 3,0
Sheet thickness steel (mm)	3,0
Cutting angle	2,15°
Cutting/min.	40
Motor (kW)	3,0
Length (mm)	2100
Width (mm)	2000
Height (mm)	1500
Net weight (kg)	1160