



Guillotine Shears KMT B 1304 NC

SKU : 133652

The KMT B NC series has a powerful, motorized drive that enables high cutting performance up to four sheet thicknesses. But thin sheets can also be cut precisely, as a sheet holding device provides support as standard equipment. The cutting length is positioned by the NC control. The very stable construction with guided cutting blades and robust back gauge meets all requirements of a shear for single and small series production.

- Solid steel weldment
- PLC back-gauge control with 4.3" touchscreen
- Back gauge with servo drives
- Blades can be rotated and reused
- Pneumatic sheet support device



TECHNICAL SPECS

WORKING AREA

Structural steel plate thickness	0.8 mm - 4 mm
Working length	1300 mm
Cutting angle	2.4 deg
Strokes per minute (automatic mode)	30 H/min
Knife length	1353 mm
Work table height	830 mm
Support arms	600 mm
Number of support arms	3 positions

BACK GAUGE


Rear stop	630 mm
-----------	--------

DRIVE CAPACITY


Motor rating main drive	4 kW
-------------------------	------

MEASURES AND WEIGHTS


Overall dimensions (length x width x height)	1.75 m x 1.82 m x 1.19 m
Weight	1355 kg



Accessible work area at the back gauge is secured by a swivel door



Robust support arms with material support rollers simplify handling and provide a secure hold for large plates



The rugged back gauge stands up to every day production challenges

PRODUCT DETAILS

Machine Frame and Drive System

- The machine frame is made of a robust steel weldment treated with stress-relief annealing
- An automatic hold-down fixates the plate during cutting
- The double-edged upper and lower knives can be rotated and reused

Material Support

- The rigid side angle stop simplifies alignment of the plate to the cut line

Operation and Ergonomics

- The PLC back-gauge control with 4.3" touchscreen features a user-friendly graphic interface for quick and easy programming
- The mobile control unit features a foot switch, so the operator has both hands free

Back Gauge

- The backgauge is driven by a servo motor, which significantly improves positioning and repeatability accuracy
- A plate hold-up fixture prevents any overhang of the plate in front of the back gauge to ensure maximum accuracy and quality of every cut, even in thin plates
- Support arms are positioned via an air cylinder and lowered in sync with the cutting process

STANDARD EQUIPMENT

Pcl control
 Work lamp
 Safety guard with power off after open door
 Back gauge with 4,3" Touchscreen
 Foot pedal
 Cut-line lighting
 Squaring arm
 Support arms with material support balls
 Powered rear stop
 Hold-down
 Pneumatic sheet support
 Safety cover Working area Backgauge
 Operator instructions