

## SKU : 183266

The guillotine shears of the KHT H CNC series are produced in a state-of-the-art manufacturing facility. The construction with a guided cutter bar with adjustable cutting angle guarantees minimal twisting in the workpiece and thus reduces rework. The control is operated on a touchscreen. Cutting gap, cutting angle and cutting length are automatically optimally positioned. The high-quality backgauge is robust and precise, and the standard blades are suitable for stainless steel. Additional accessories expand the range of applications of the guillotine shears.

- Cybeclec Touch 8 control
- Controlled back gauge with preloaded ball screw
- Controlled kerf adjustment
- Controlled cutting angle adjustment
- Knife suitable for stainless steel



## TECHNICAL SPECS

### WORKING AREA

Plate thickness (max.)	13 mm
Working length	4080 mm
Throat	150 mm
Cutting angle	0.3 deg - 2.3 deg
Strokes per minute	16 H/min
Hold-down	19 positions
Hold-down capacity	45 t
Table size	4400 mm x 575 mm x 880 mm

### BACK GAUGE

Rear stop	1000 mm
Feed speed X-axis	100 mm/min

### FRONT SUPPORT ARMS

Number of support arms	4 positions
Length of support arms	900 mm

### CUTTING CAPACITIES

Plate thickness(max.) - mild steel	13 mm
Plate thickness(max.) - stainless steel	8 mm

### DRIVE CAPACITY


Motor rating main drive	30 kW
Hydraulic tank volume	350 l

### MEASURES AND WEIGHTS


Overall dimensions (length x width x height)	4.98 m x 2.2 m x 2.38 m
Weight	16400 kg




Modern design, with large work table and powerful CybTouch 8 G controller



The work table features roller balls and a rigid lateral angular stop



High capacity hold-ons for firm plate holdings



Light curtain system at the rear for additional protection



## PRODUCT DETAILS

These guided hydraulic plate shears with CNC-controlled back gauge, kerf and cutting angle combine high quality and reliability with a user-friendly design

### Machine Frame

- The very rigid and heavy machine frame has been welded to tight tolerances and annealed
- The machine frame has been machined on a state-of-the-art 5-axis milling machine in one single setup to ensure more precise cuts and extended life
- All components subject to tensile loads have been carefully constructed and designed with large radii to permanently eliminate the risk of cracking
- The table features a bottom cutter mount and cutter bar and has been designed for minimal torsion and optimum load distribution
- All components were treated in a modern paint and drying system and feature two coats of paint, each coat with a minimum thickness of 60 micron

### Material Support

- The large work table features roller balls and a rigid lateral angular stop for easy handling and safe plate alignment
- Long, sturdy support arms safely hold large plates

### Hydraulics

- Polished pistons on both hydraulic cylinders feature superior 2 micron surface grades, ensuring a long seal life
- Cylinder bodies are forged from high-strength SAE 1040 material
- The entire hydraulic system is reliable, low-maintenance and easy to service
- During the cut, hydraulically regulated hold-downs ensure steady fixation of the sheet metal plate close to the cut-line

### Back Gauge and Control

- Length, thickness, and strength of the plate material can easily be entered by the user into the programmable control unit, which then automatically will select the appropriate positions for kerf, cutting angle and cutting length
- The back gauge system is very robust and perfectly suited for rough production environments
- Linear guides and preloaded ball screws are mounted in a protective enclosure

### Equipment

- Electric components made by renowned manufacturers ensure problem-free operation and high availability
- Upper and lower knives suitable for stainless steel
- The machine is operated via a foot pedal with emergency stop switch, and the pedal can be located wherever it is most convenient
- The upper knife features 2 cutting edges, the lower knife has 4 cutting edges
- Eco-friendly and energy-saving, guillotine shears of the KHT CNC series have an easily activated ECO mode

### Safety

- Safety features are based on the latest CE regulations
- The rear-mounted light barrier system protects the work area

## CONTROLS & SOFTWARE

### Cybelec Touch 8 G controller

- CybTouch 8 G is a powerful control that perfectly complements premium plate shears
- Like all CybTouch products, this control features a user-friendly design allowing users to get started quickly
- The intuitive HMI shows only the required information and supports a high degree of automation, while it is extremely easy to operate

### Easy Operation

- High-contrast touchscreen with vivid colors
- Simple page layout, large buttons, and an organized display that shows all the information the operator needs

- Intuitive and user-friendly interface
- Quick machine set-up via the EasyCut page
- Context-sensitive help and warning popups

#### **Improved cutting performance**

- Automatically calculates material specifications:
- Automatic kerf
- Automatic cutting angle
- Automatic cutting length
- Automatic back gauge correction
- Automatic return
- Anti-Twist management
- 2 / 3 plate support positions
- Hold-down pressure management
- System pressure management
- Offset plate position allowing the plate to be cut in the center

#### **Powerful**

- Long cut sequences and programs can be stored
- Easy communication via a wireless laptop connection
- Available in more than 10 languages

#### **ECO-mode**

- Eco-friendly and energy-saving, guillotine shears of the KHT CNC series have an easily activated ECO mode
- This is flexible and individually adaptable and does not interfere with the normal workflow. However, if this is interrupted for a longer period of time, the hydraulic pump switches off automatically.
- The restart can then be carried out simply and directly via a function button on the input screen

## **STANDARD EQUIPMENT**

Cybelec Touch 8 G controller  
 CNC controlled blade gap adjustment  
 CNC-controlled cutting length adjustment  
 CNC controlled rake angle adjustment  
 Shadow light cutting line  
 Material support table with rollers  
 Gesteuerter Hinteranschlag  
 Squaring arm  
 Front support arms  
 Safety system for back working area  
 Foot pedal with emergency stop switch  
 Standard upper and lower knife for stainless steel sheets  
 Full length finger guard  
 Operator instructions  
 Energy saving function ECO mode

## **OPTIONAL EQUIPMENT**

- Hydraulic oil pre-warmer, SKU : 253304
- Hydraulic oil cooler, SKU : 253305
- Manual central lubrication system, SKU : 253306
- Automatic central lubrication system, SKU : 253307
- Squaring arm with L = 1.500 mm, SKU : 253308
- Squaring arm with L = 2.000 mm, SKU : 253309
- Squaring arm with L = 3.000 mm, SKU : 253310
- Adjustable angle stop, SKU : 253311
- Pneumatic sheet support, SKU : 253524
- Replacement knives set, SKU : 253932